



DB120 SECONDARY BREAKING DRILL

TECHNICAL SPECIFICATION

Sandvik DB120 is a completely self-contained unit for secondary breaking using drill-split method. It breaks oversized boulders in a safe and efficient way to manage material flows and minimize production downtime.

Operations are controlled from a safe distance using a radio remote control panel. Since explosives are not needed the working environment has low levels of dust and vibrations. The compact size and agile carrier make manoeuvrability in challenging underground conditions easier.

KEY FEATURES

Method	Drill - split
Splitter	Hydraulic wedge
Splitting force	6 500 kN
Drift size (minimum)	3 m x 3 m
Hole diameter	48 mm
Hole length	800 - 1 200 mm
Control system	Radio remote
Total weight	5 600 kg



1. SANDVIK DB120 SECONDARY BREAKING DRILL

HYDRAULIC ROCK DRILL

Type of rock drill	HLX1 (TS2-253)
Percussion power	6.5 kW
Operating pressure	100 - 180 bar
Percussion rate	70 - 88 Hz
Rotation torque	100 Nm (at 100 bar)
Drill steel	Shank R25 Coupling sleeve R25 Extension rod 5' Button bit R25
Hole diameter	48 mm
Weight	50 kg
Length	488 mm
Profile height	66 mm
Shank lubrication device	Air / oil mist

HYDRAULIC SPLITTER

Required hole diameter	48 mm
Length of wedge	1 430 mm
Minimum hole depth	800 mm
Splitting force	6 500 kN
Weight	65 kg
Max. pressure	300 bar
Greasing	Automatic oil mist

ROCK DRILL FEED

Chain feed for HLX1	CF300-5'
Feed length	2 525 mm
Rock drill travel	1 300 mm
Max. hole length	1 200 mm
Feed / pull out force	15 kN

SPLITTER FEED

Chain feed for splitter	CF300, Splitter
Feed length	2 180 mm
Splitter travel	1 165 mm

BOOM

Type of boom	DB300 special, articulated
Boom swing	± 39°
Feed swing	± 40°
Feed tilt	104°

HYDRAULIC SYSTEM

Powerpack	Diesel engine
Percussion pump	Variable displacement pump 2 gear pumps
Filtration size	10 micron (abs)
Cooling capacity	Up to ± 40°C ambient
Hydraulic oil tank	75 liters
Driving, boom and drilling	Load sensing system

CONTROL SYSTEM

Driving and jack control	Radio remote
Boom and drilling control	Radio remote
Splitter control	Radio remote
Collaring control	Automatic, adjustable
Percussion control	Controlled by feed pressure
Anti-jamming system	Both feed and percussion are controlled by relays

ELECTRIC SYSTEM

Standard voltage	12 V
Working lights	4 x 17 W LED (carrier) 2 x 17 W LED (boom)
Luminous flux per light	570 lm

FLUSHING SYSTEM

Flushing	Air mist flushing
Flushing air pressure	4 -8 bar
Compressor	Enduro, 12, screw type
Compressor capacity	2.5 m³/min
Air consumption	250 NI/min
Oil consumption	50 - 100 g/h
Air cleaner for compressor	1 pc
Water tank	250 liters pressurised, on-board
Max. water flow	1 - 5 l/min

CARRIER

Type of carrier	DC302R special
Carrier type	Rubber tyred, 4-wheel drive
Oscillation angles	± 16°
Max. banking	± 5°
Ground clearance	380 mm
Diesel engine	CAT C4.4, 61 kW, Tier 3, Stage IIIA
Exhaust catalyzer	Standard
Air cleaner for engine	1 pc
Transmission	Hydrostatic
Tires	11.5/80 - 15.3
Service brakes	Spring applied, hydraulically re-leased
Tramming speed	5.1 km/h (Horizontal) 4.5 km/h (14%=1:7=8°) Slow drive limited at 1 km/h
Gradeability	Max. 15°
Average fuel consumption	8 - 10 l/h
Fuel tank	100 liters
Fuel saving system	Standard
Hand held fire extinguisher	7.7 or 9 kg (type ABC)
Hydraulic jacks	2 x Vertical (front) 2 x Vertical (rear)
Tramming alarm	Standard
Colour scheme	Sandvik
Documentation	2 x Operator's manual 2 x Maintenance manual 2 x Technical manual (in English only) 2 x Parts manual (in English only) 2 x Toolman CD

OPTIONAL FEATURES AND PACKAGES**Drilling control system**

Video camera assistant	For remote controls
------------------------	---------------------

Fire suppression system

Additional fire extinguisher	1 x 7.7 or 9 kg Type ABC
Automatic system	Ansul, 6 nozzles
Automatic system	FS1000 (above 0°C)

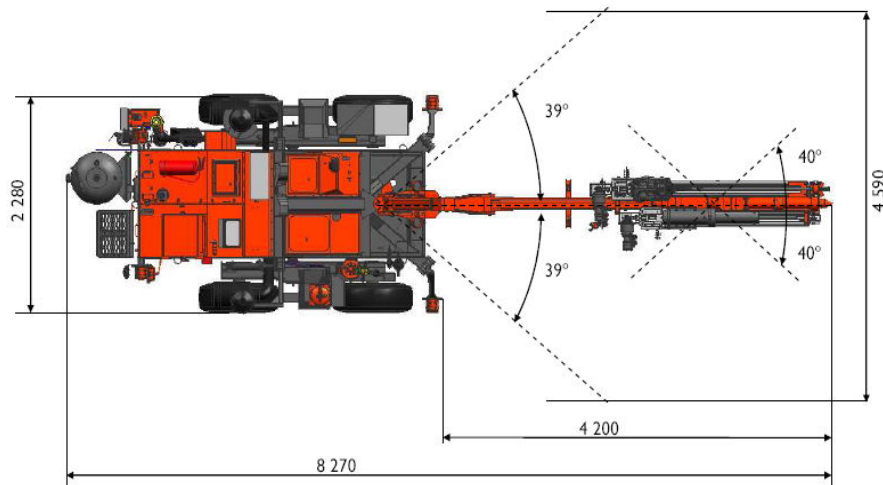
Carrier

Electric engine heater	
Wheel chocks and holders	2 Sets

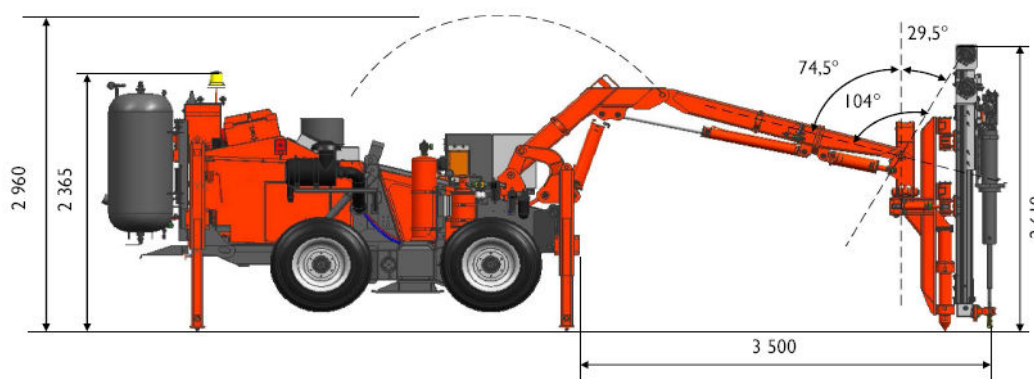
Extra items

Spare rock drill	HX1
Spare wheel assembly	11.5/80 - 15.3
Special tools for rock drill	HX1
Documentation	Extra manuals
DB start up kit	2 x bushing 1x spline 1x set of drilling tools (shank, coupling sleeve, extension rod and bit)

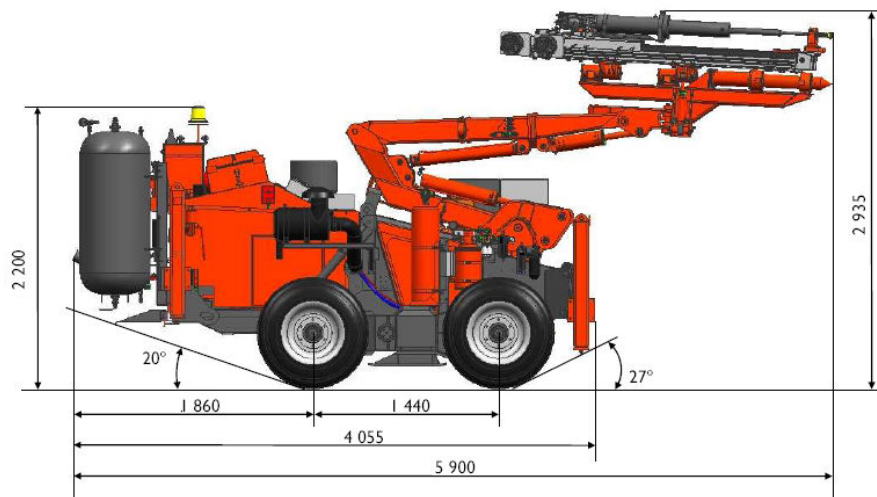
*) replaces standard feature



All dimensions in mm



All dimensions in mm



All dimensions in mm

Sandvik Mining and Rock Technology reserves the right to make changes to the information on this data sheet without prior notification to users. Please contact a Sandvik representative for clarification on specifications and options.

SANDVIK.COM

4. SANDVIK DB120 SECONDARY BREAKING DRILL